

WasteSorted Schools

WasteSorted Schools Grants

Thank you for joining us. We will begin in a few moments.
Please use the Q & A for any questions, we will answer these at the
end of the presentation.



Acknowledgement of Country

We acknowledge the Traditional Custodians of the land upon which we live and work, the Whadjuk Noongar people, and pay our respects to their Elders past and present.

Agenda

- WSS grant context
- School and project eligibility
- Project ideas
- Grant application process
- Grant variations
- Acquittal process



About us

WasteSorted Schools (formally Waste Wise Schools) is a State Government program funded through the Waste Avoidance and Resource Recovery (WARR) Account administered by the Waste Authority.



Waste Strategy 2030

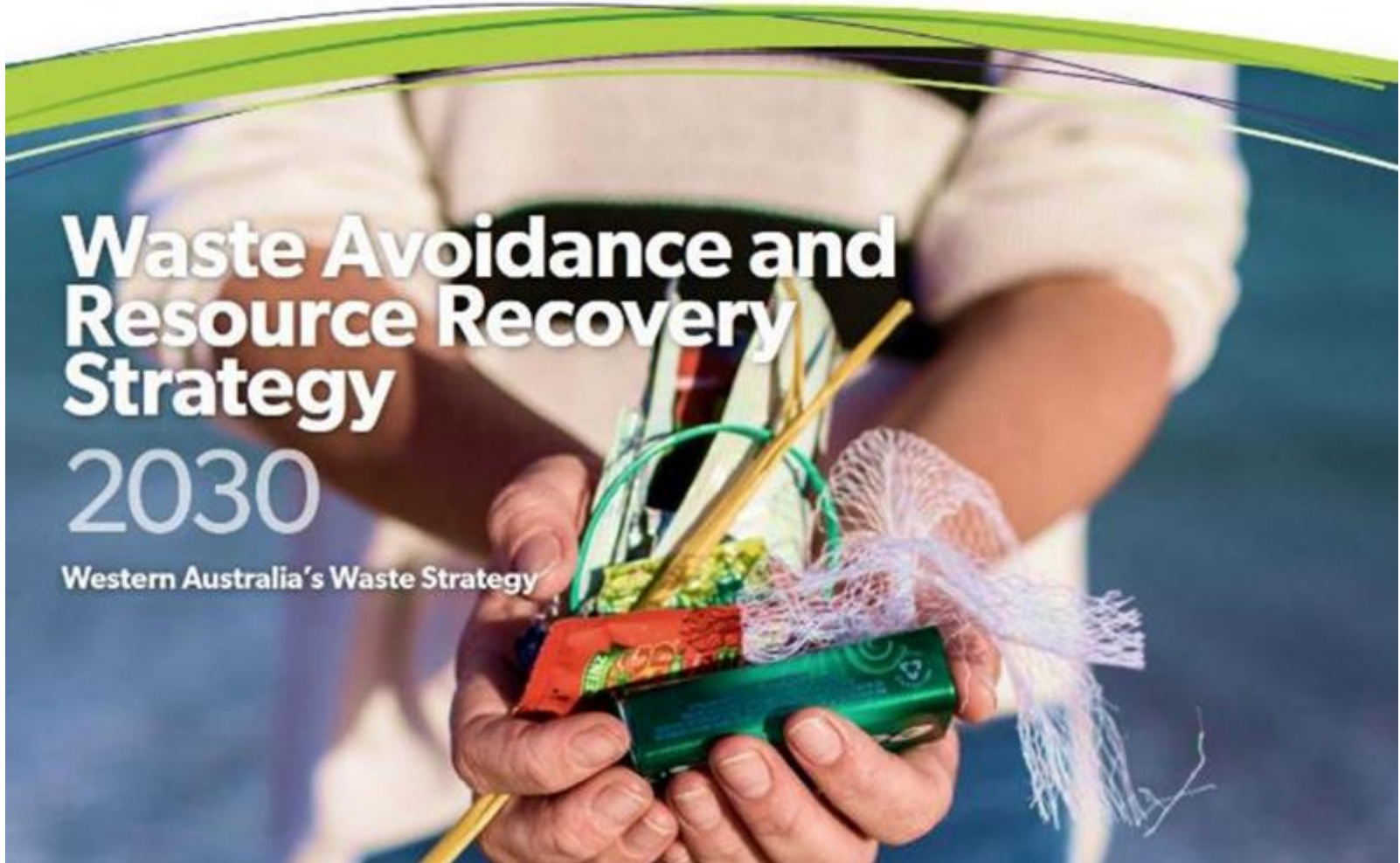


Waste Authority

Waste Avoidance and Resource Recovery Strategy

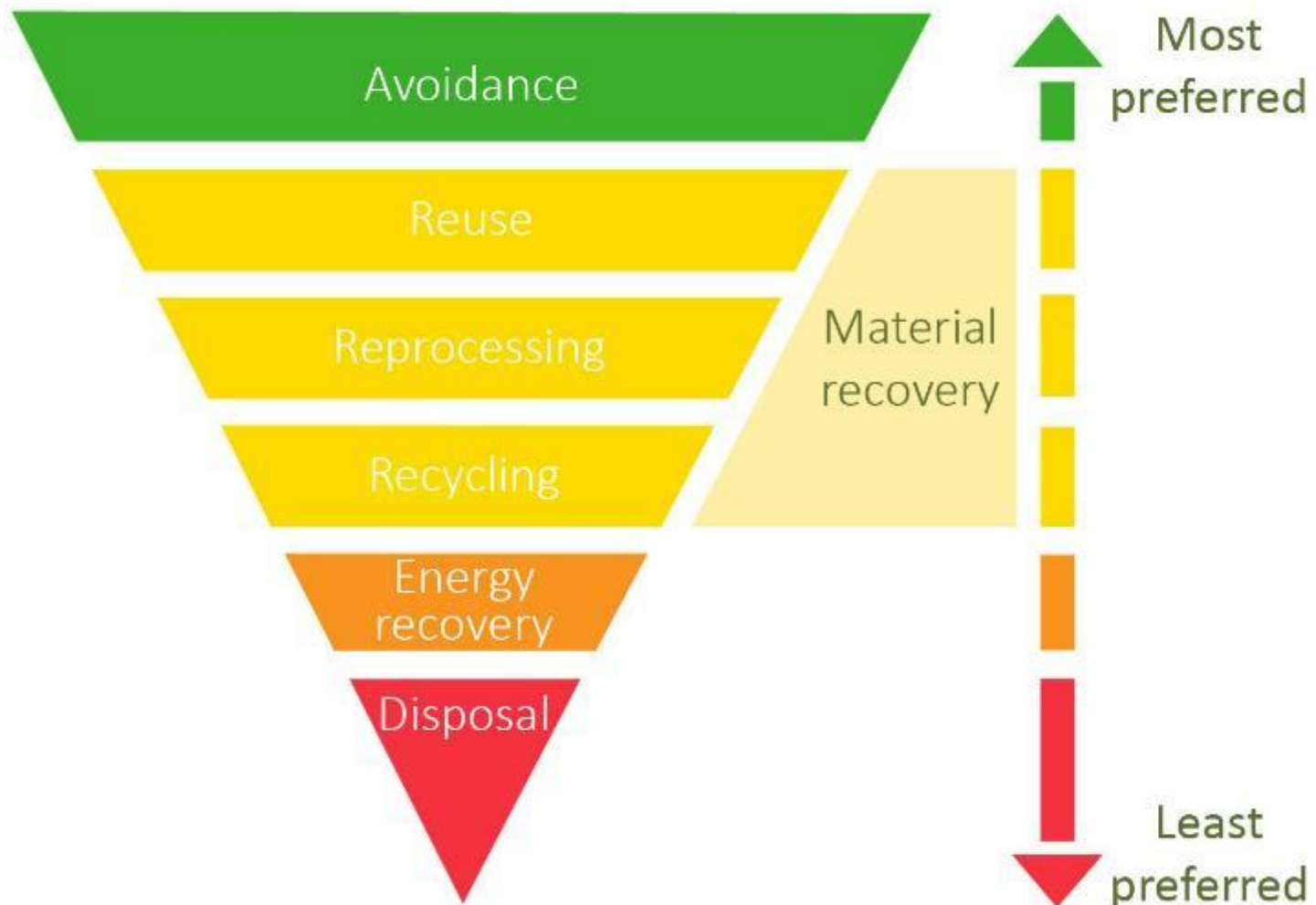
2030

Western Australia's Waste Strategy

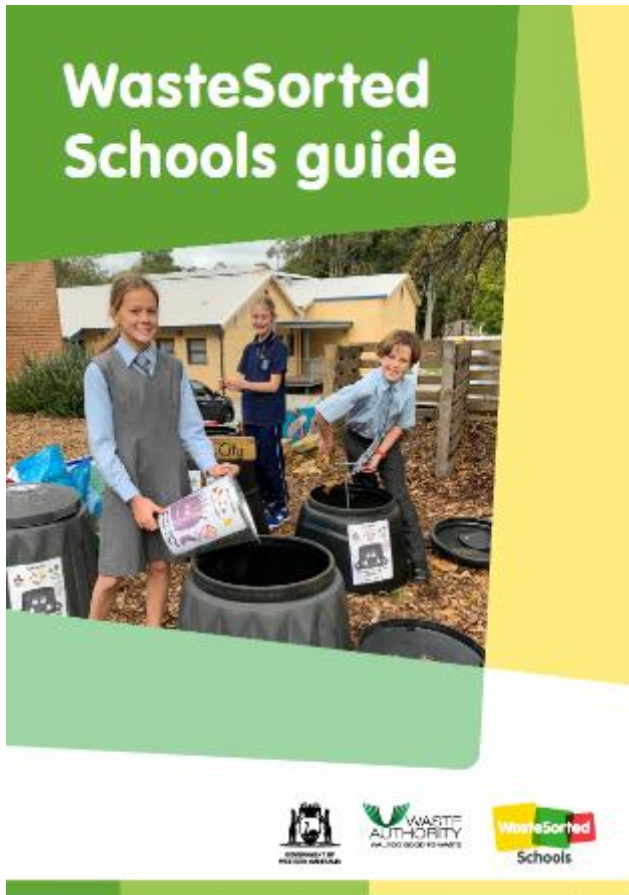


Waste hierarchy

WSS Grants aim to reduce waste to landfill



Getting school waste sorted



Infrastructure – how waste is managed, bin collection systems and assessments

Education – integrating student learning about waste and resource management

Whole school and community – encouraging a whole school approach that engages students, teachers, staff and the wider school community



Funding waste projects

WasteSorted Schools grants

- Available to accredited WasteSorted Schools
- 1-2 grant rounds per year, dependent on funding availability
- Up to \$5500 each grant round per school
- Schools can apply each year
- Online application via Smartgrants



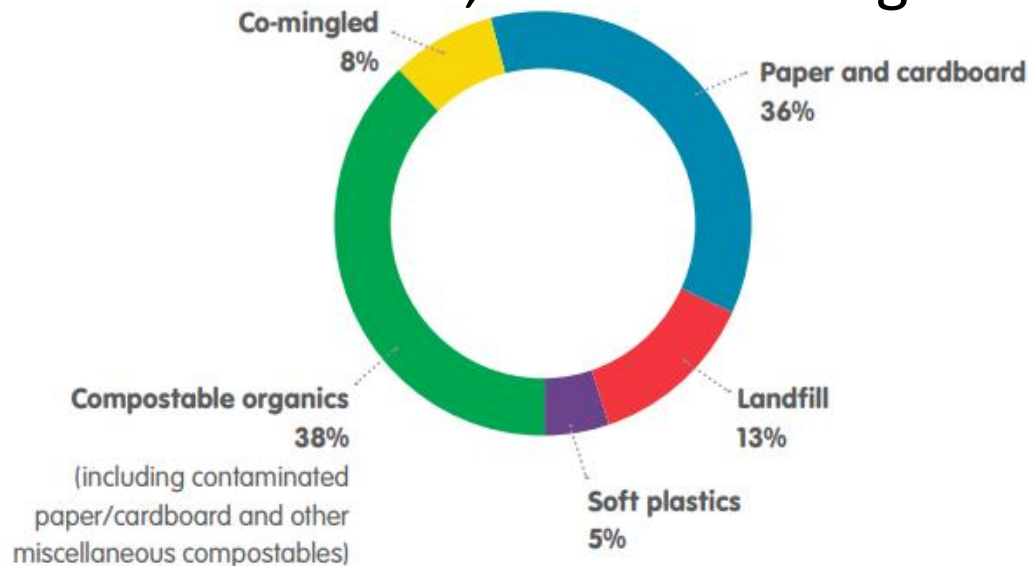
Plan your project and start small!

- Look at the WSS checklist for guidance on where to start.
- Don't try to do everything at once, choose projects that can be built upon later once the new behaviour is mastered.
- Apply for what you need, not necessarily the full grant amount.

**Engage with your school
students and community**

Plan your project and start small!

- Use your [waste audit](#) data to guide your projects.
- Do a [school waste system assessment](#) to ID what type of bins you currently have or are needed.
- Engage with your school students and community.
- Seek feedback from staff, students and green teams.



Grant Eligibility Criteria

1. Must be an Accredited WasteSorted Schools for the current calendar year
 - If you have previously been accredited, you must fill in the accreditation renewal form (**contact us for the link**)
 - If you are a new school then you will need to fill in the new school accreditation form – **contact WasteSorted Schools first.**
2. Previous grants must be acquitted
3. Quotes for materials \$500 or more must be supplied.

Steps to Accreditation

To find out about the Accreditation process visit the [website](#) and consider completing the [WSS Online Learning Module](#)

Step 1 Online professional learning module

Step 2 Form a committee

Step 3 Assess school waste

Step 4 Set goals, form a plan and write a policy

Step 5 Become accredited

Step 6 Set up infrastructure

Step 7 Communicate and implement infrastructure

Step 8 Education

Step 9 Involve the whole school and community



Step 10 Monitor and evaluate

Accreditation



Setting up

Keeping it going

What can I apply for?

 Yes	 No
Worm farms, and worms.	Projects that do not divert waste from landfill
Compost bins/cones, tumblers, bays.	Retrospective payments for items that have already been purchased
Food garden infrastructure - must demonstrate closing the loop on organic recycling	Projects that require ongoing funding such as memberships or subscriptions
Up to \$275 for reticulation of food gardens	Waste and recycling collection service costs (these are ongoing costs and should be budgeted for by the school/Department of Education)
Student incursions for using existing waste infrastructure on site (2 classes max)	Activities not based in Western Australia
Recycling bins that adhere to Australian Standard colours*	Payment of wages
Chicken coop infrastructure	Travel to events
Storage sheds (for WasteSorted activities only).	Student excursions

Refer to WasteSorted Schools grant guidelines on the website.

 Yes	 No
Tools and materials that enable the implementation of the project	Gardening projects <u>except</u> where the school can show how the garden will close the loop of organic recycling
“Green canteen” items <ul style="list-style-type: none"> - Reusable cutlery, bowls or plates. - Dishwasher (commercial grade only) 	Herbicides, pesticides or other products not adhering to the principles of organic gardening
Containers for Change Infrastructure	Water tanks
Specialist recycling hubs (e.g. batteries, Terracycle collections)	Hand dryers
Educational signage - teaches correct use of waste infrastructure	Trees for beautification
Fencing - if vandalism is of concern	
Other items that reduce waste to landfill.	

Waste Stations & Recycling Bins

- include Containers for Change



Containers for change support materials



To register your school as a refund point and for information on how to arrange collection visit: <https://www.containersforchange.com.au/wa/>

Community Recycling Hubs



Organics – Compost and Worms



- To your context
- Fridge worm farms/other?
- Compost tumblers/cones
- Digesters
- Chickens*



Bokashi



Worm tube



Closed Loop veggie garden

- materials and tools



Signage for your waste systems



FOGO poster



Recycling poster



General waste poster



General waste poster with a FOGO service



We snack on your fruit and veggie scraps.



Feed me your fruit and veggie scraps.



I munch on things made of paper.



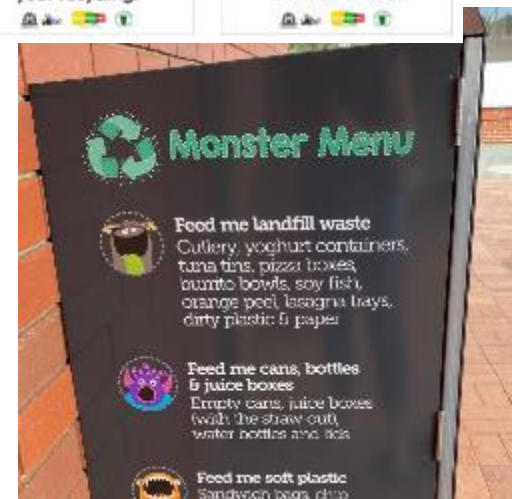
What you don't chew, I do.



I want to gobble up your recycling.



I'll eat what didn't go in the other bins.



Incentives to educate & engage students



- Green Team resources
- Reusable trophy
- Other?



Green canteen and other waste avoidance projects



Other ideas:

- School breakfast club trolley
- Also see Plastic free school challenge for ideas: [Plastic Free Schools challenge](#) | [Plastic Free July](#)

What should I do next?

- Draft your project details in a word document
 - Project title
 - Project description – max 250 words.
- Research the items needed and collect quotes
 - For all items consider taking screen shots of cost
 - For items \$500 or more quotes are compulsory
 - Save electronic copies of quotes on a hard drive (shared drive – upload difficulties).

Starting the application

dwer-env.smartygrants.com.au/

- Register with Smartygrants and log in
 - The User will receive all main correspondence
 - Recommend using school admin address or your Education email
 - School Principal will need to see the application and sign off on it.

Not logged in. [Log in](#)

Department of Water and Environmental Regulation

Department of Water and Environmental Regulation (DWER) - Environmental Programs

Welcome to the DWER - Environmental Program's SmartyGrants home page.

To access your grant information, please log in through the link at the top of this page.

For information on current rounds or to apply for funding, please click on the relevant link below (where applicable).

Current Rounds

[Community Litter Grants 23/24](#)

Submissions are now open.
Submissions close 12:00PM 22 May 2023 (AWST).
[Find out more about Community Litter Grants 23/24...](#)

[Roads to Reuse: Local Government Incentives Program](#)

Submissions are now open.
[Find out more about Roads to Reuse: Local Government Incentives Program...](#)

[WasteSorted Schools 2023 Round 1](#)

Submissions are now open.
Submissions close 12:00PM 1 August 2023 (AWST).
[Find out more about WasteSorted Schools 2023 Round 1...](#)

WasteSorted Schools SG Page

WasteSorted Schools 2023 Round 1



Start a submission



Preview the form



Download preview form

Submissions are now being accepted. Submissions close at 12:00PM 1 August 2023 ([AWST](#)).

IMPORTANT: Please read information below to assist you in completing your application online.

BEFORE YOU BEGIN

Welcome to the Waste Authority - **WasteSorted Schools** online grant application service, powered by [SmartyGrants](#).

You may begin anywhere in this application form. Please ensure you save as you go.

For queries about the guidelines, deadlines, or questions in the form, please contact us on **6364 6696** or **6364 7056** during business hours or email wastesortedschools@dwer.wa.gov.au and quote your submission number.

Click here <https://www.wasteauthority.wa.gov.au/programs/view/wastesorted-schools-grants> to view the WSS guidelines, WSS FAQ, webinar and budgeting examples.

If you need more help using this form, download the [Help Guide for Applicants](#) or check out [Applicant Frequently Asked Questions \(FAQ's\)](#).

NAVIGATING (MOVING THROUGH) THE APPLICATION FORM

On every screen (page of the form) you will find a Form Navigation contents box, this links directly to every page of the application. Click the link to jump directly to the page you want.

You can also click 'next page' or 'previous page' on the top or bottom of each page to move forward or backward through the application.

SAVING YOUR DRAFT APPLICATION

If you wish to leave a partially completed application, press 'save and close' and log out. When you log back in and click on the **'My Submissions'** link at the top of the screen, you will find a list of any applications you have started or submitted. You can reopen your draft application and start where you left off.

You can also download any application, whether draft or completed, as a PDF. Click on the 'Download PDF' button located at the bottom of the last page of the application form.

SUBMITTING YOUR APPLICATION

You will find a **Review and Submit** button at the bottom of the Navigation Panel. You need to review your application before you

WSS Grant Application Form

- Upload your quotes
- Save and preview before you submit it
- Arrange for the School Principal to view and sign off
- After you submit you can't change it (contact WSS to reopen it)
- Save your application continuously – about every 20 min.

Form Navigation

1. School & Contact Information
2. Project Details
3. Project Budget Allocation
4. Declaration
5. Application Checklist
6. Feedback

School & Contact Information

* indicates a required field.

WasteSorted Schools Grants


WasteSorted Schools grants provide funding for schools to set up infrastructure and initiatives that avoid and recover school waste.

Funding is available for projects that divert waste from landfill, such as paper and cardboard, food waste, single-use packaging and recycling. These projects should also aim to educate and engage students and the school community in waste avoidance and recovery practices.

Grants of up to \$5,500 (including GST) are available to **currently accredited** WasteSorted Schools.


Please complete each section, refer to [the WasteSorted Schools grant guidelines](#) and [FAQ's](#) and ensure you allow yourself enough time to review the application before the due date. **Please submit only one application per school per round.**

Please allow approximately 12 weeks from the closing date of applications for notification of



Complete the submission well before the closing date!

- No late submissions!
 - The grant round closes 12 midday on the closing date
 - Please don't get caught out

 - Check your junk mailbox for the submission confirmation email – (contact us if none arrives).
- 

What happens after submission?

Once the grant round is closed – 8 to 12 weeks notification

- Eligibility criteria is checked
- If eligible application proceeds to assessment
- A panel of assessors assesses the project against the three main criteria (see guidelines)
- Recommendations are made to the Waste Authority
- Minister for Environment approves
- **If approved, a Grant Funding Agreement letter is offered – to be signed by the Project contact and School Principal.**
- **School sends DWER the invoice and receives funds!**

If your project is approved...

Spending the funds

- No retrospective payments – ensure you have received the approval letter
- Remember to keep electronic copies of all RECEIPTS (e.g. a photo or scan of receipts)
- Costs may change or project may be delayed
 - Request a **grant budget variation or extension form**
- Your primary project contact or user may change
 - Email WasteSortedSchools@dwer.wa.gov.au and provide the new user contact details.

Form Navigation

1. WasteSorted Schools Grant Variation Request

WasteSorted Schools Grant Variation Request

* indicates a required field.

1. Project details

Applicant organisation *
Please enter the full name of the school e.g. ABC Senior High School (do not use abbreviations)

Title of project

Grant / Application number

Acquittal

- Acquit using the **acquittal form** linked to your Smartygrants application
- 9 months (excluding January) to acquit
- Upload e-copies of receipts.

Form Navigation

- 1. Project Details
- 2. Variations and Extensions
- 3. Project Financials
- 4. Acknowledgement / Promotion
- 5. Declaration
- 6. WasteSorted Schools Grants Feedback

Project Details

* indicates a required field.

Organisation

Name of School *

Project contact name *

Title	First name	Last name
<input type="text"/>	<input type="text"/>	<input type="text"/>

Project contact role at the school *

Project contact email *

Must be an email address.

Project contact phone number *

Work phone or mobile

Project Details

Grant Round Name

This field is read only. The round this submission is in.

Application Number


This field is read only. The identification number or code for this submission.

Tools to support you

Available on the website grant page

[Wastesortedschools.wa.gov.au](https://wastesortedschools.wa.gov.au)

- [WSS checklist](#)
- [WSS grant guidelines](#)
- [FAQ](#)
- [Grant budgeting examples](#)



The screenshot shows the WasteSorted Schools grants page. At the top, there is a navigation menu with links for Home, WasteSorted Schools, Waste Programs, Publications, and News. The main heading is "WasteSorted Schools grants" with the subtitle "Funding for accredited schools". The page content includes an introduction to the grants program, a list of key dates for the next grant round (8 May to 12 pm Tuesday 1 August 2023), and a section for grant resources. The "Grant resources" section is circled in red and lists several support materials: WasteSorted Schools grant guidelines, Frequently asked questions, WasteSorted Schools grant funding agreement, The WasteSorted Schools grant information webinar recording, School success stories, and WasteSorted Schools grant budgeting examples. The WasteSorted Schools logo is visible in the bottom right corner.

WasteSorted Schools grants

Funding for accredited schools

In 2022 the WasteSorted Schools grants replaced the Waste Wise Schools grants program.

WasteSorted Schools grants provide funding for schools to set up infrastructure and initiatives that avoid and recover school waste. Funding is available for projects that divert waste from landfill, such as paper and cardboard, food waste, single-use packaging and recycling. These projects aim to educate and engage students and the school community in waste avoidance and recovery practices. Grants of up to \$5,500 are available. All accredited WasteSorted Schools are eligible to apply.

- The next grant round will open 8 May and will close at 12 pm Tuesday 1 August 2023.
- Please note, the WasteSorted - Community Education grant round are also open in July. Schools are not eligible for this program ([more information](#))

Applications must be completed and submitted through the Department of Water and Environmental Regulation's [SmartyGrants portal](#).

Grant resources

For more information, please view the following support materials:

- WasteSorted Schools grant guidelines
- [Frequently asked questions](#)
- WasteSorted Schools grant funding agreement
- The WasteSorted Schools grant information [webinar recording](#)
- School [success stories](#) to see what schools have achieved
- WasteSorted Schools grant budgeting examples

WasteSorted Schools

Summary

- **Check you are eligible**
 - Is your school accredited for the current year?
 - Has your school acquitted any previous grants?
 - Ask us if you are unsure,
wastesortedschools@dwer.wa.gov.au
- **Register and log in** to Smartygrants and review the application form
- **Draft** your project title and description in Word first
- Make sure your **School Principal** is on board
- **Research and collect quotes** – electronic copies

Questions?



Contact us with any further questions

E: wastesortedschools@dwer.wa.gov.au

Ph: 6364 6696 or 6364 7056

