



Domestic waste generation and recovery per household and per capita

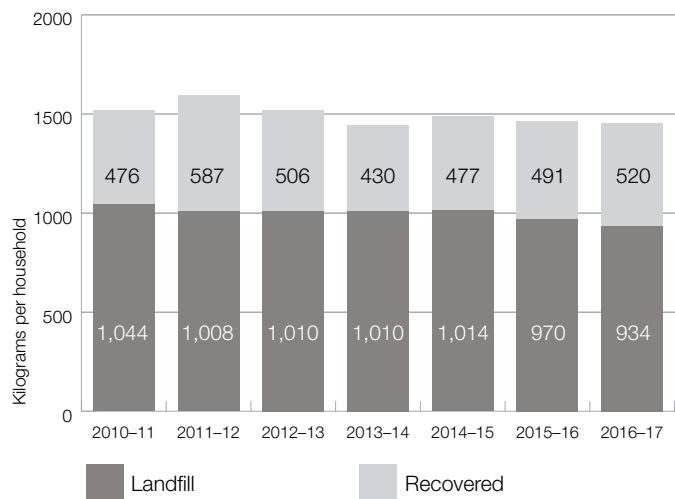
The Waste Authority conducts an annual census of the waste and recycling services provided to households and commercial premises by local governments in Western Australia. Since 2010–11, between 90 and 100 per cent of local governments provided a census return each year.

This fact sheet reports data collected in the census that shows the domestic waste generation and recovery per household and per capita for the State, metropolitan and non-metropolitan regions. Domestic waste is defined as waste that is collected by local governments from households through kerbside, vergeside and drop-off services. It includes waste collected from bins in public places and at special events such as community festivals.

Domestic waste generation and recovery per household

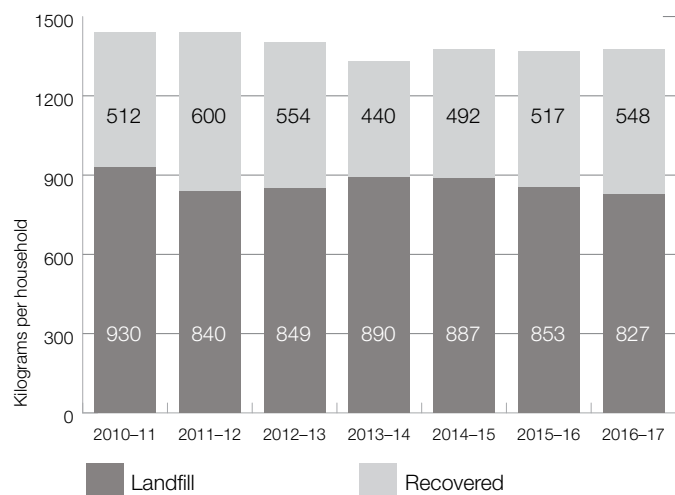
- In 2016–17, local governments reported collecting 1,454 kilograms of domestic waste per household (28 kilograms per household per week), down from 1,520 kilograms in 2010–11.
- Reported recovery of domestic waste per household was 520 kilograms in 2016–17 (or 10 kilograms per household per week).
- The quantity of collected domestic waste landfilled per household has declined since 2010–11, from 1,044 kilograms per capita to 934 kilograms in 2016–17.

Domestic waste generation and recovery per household, Western Australia



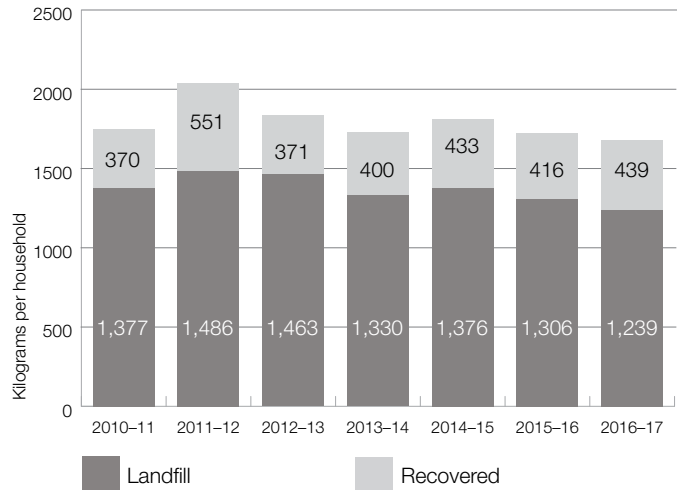
- In 2016–17, 1,375 kilograms of domestic waste was generated per household in the Perth metropolitan region, below the 2010–11 peak of 1,442 kilograms per household.
- Metropolitan local governments reported recovering 548 kilograms of domestic waste per household in 2016–17, down from a peak of 600 kilograms per household in 2011–12.
- In 2016–17, 827 kilograms per household was disposed of to landfill, below the peak of 930 kilograms in 2010–11.

Domestic waste generation and recovery per household, Perth metropolitan region



- In 2016–17, 1,678 kilograms of domestic waste was generated per household in non-metropolitan areas, down from 1,809 kilograms in 2014–15.
- Of the domestic waste generated per household in 2016–17, 439 kilograms was recovered (26 per cent) and 1,239 kilograms (74 per cent) was landfilled.

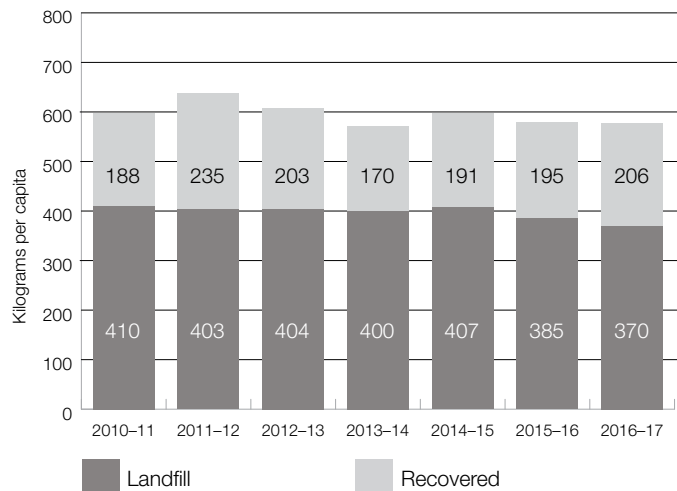
Domestic waste generation and recovery per household, non-metropolitan region



Domestic waste generation and recovery per capita

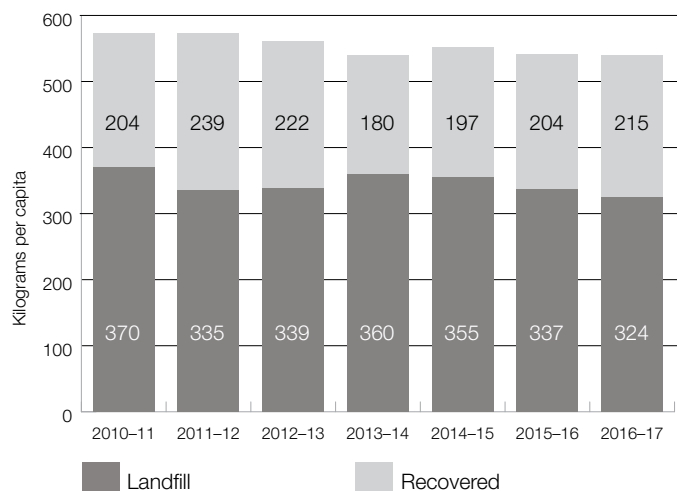
- Domestic waste generation per capita was 576 kilograms in 2016–17 (or 11 kilograms per capita per week) and has declined slightly from 600 kilograms per capita per week since 2010–11.
- Reported recovery of domestic waste per capita was 206 kilograms in 2016–17 (or four kilograms per capita per week); up from a low of 170 kilograms in 2013-14
- Domestic waste landfilled per capita remained stable between 2010–11 and 2014–15, but fell to its lowest level in 2016–17 of 370 kilograms per capita (seven kilograms per capita per week).

Domestic waste generation and recovery per capita, Western Australia



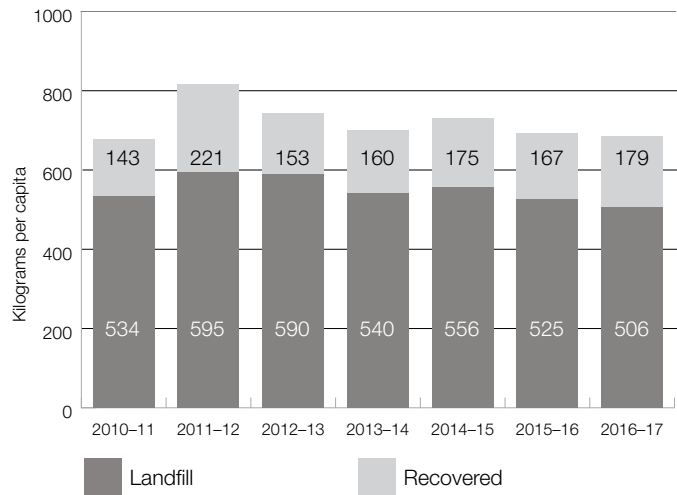
- In 2016–17, 539 kilograms of domestic waste was generated per capita in the Perth metropolitan region, slightly less than the 2011–12 peak of 574 kilograms per capita.
- Metropolitan local governments reported recovering 215 kilograms of domestic waste per capita in 2016–17, down from a peak of 239 kilograms per capita in 2011–12.
- Domestic waste landfilled per capita was 324 kilograms in 2016–17, below the 2010–11 peak of 370 kilograms.

Domestic waste generation and recovery per capita, Perth metropolitan region



- In 2016–17, 685 kilograms of domestic waste was generated per capita in non-metropolitan areas, well below the peak of 816 kilograms per capita estimated in 2011–12.
- In 2016–17, 179 kilograms of domestic waste per capita was recovered.
- In 2016–17, the amount of domestic waste disposed of to landfill was 506 kilograms per capita – the lowest level since 2010–11 and well below the peak that occurred in 2011–12 of 595 kilograms.

Domestic waste generation and recovery per capita, non-metropolitan region



For more information please contact:

Department of Water and
Environmental Regulation
168 St Georges Terrace Perth WA
Phone: (08) 6364 7600 Fax: (08) 6364 7601
Web: dwer.wa.gov.au
Email: waste.authority@dwer.wa.gov.au

For details about appropriate use :
wasteauthority.wa.gov.au/disclaimer

