

Local government waste and recovery by household service type

The Waste Authority conducts an annual census of the waste and recycling services provided to households and commercial premises by local governments in Western Australia. Since 2010–11, between 90 and 100 per cent of local governments provided a census return each year.

This fact sheet reports data collected in the census that shows domestic waste collected and recovered by region (State, metropolitan and non-metropolitan) for the following service types provided to households:

- Kerbside services – containerised, regular and frequent waste and/or recyclable collection services from the front of residential premises.
- Vergeside services – intermittent, typically non-containerised collection of bulky wastes, such as green wastes (for example, grass and hedge trimmings) and hard wastes (for example, furniture, mattresses and white goods).
- Drop-off services – provided at central locations, such as transfer stations, where residents can take waste for disposal or recycling.

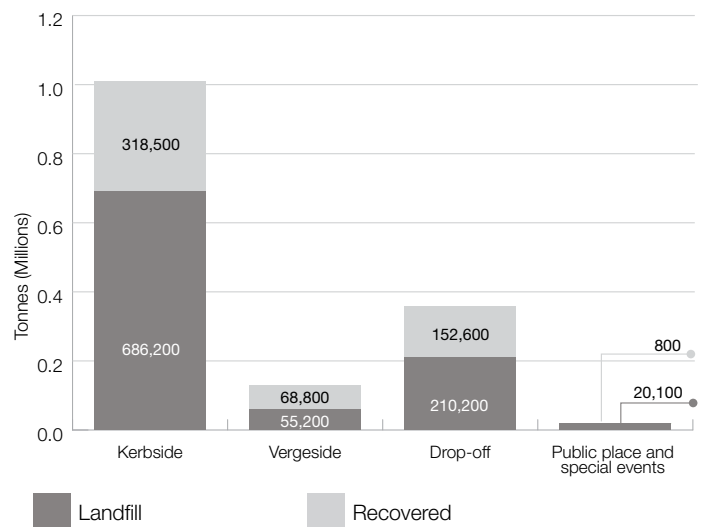
Domestic waste is generally defined as waste that is collected by local governments from households through kerbside, vergeside and drop-off services. It also includes waste collected from bins in public places and at special events such as community festivals. However, the data in this fact sheet does not separately report on waste collected from public places and special events. Reported quantities have been rounded throughout.

For details about appropriate use : wasteauthority.wa.gov.au/disclaimer

Western Australia

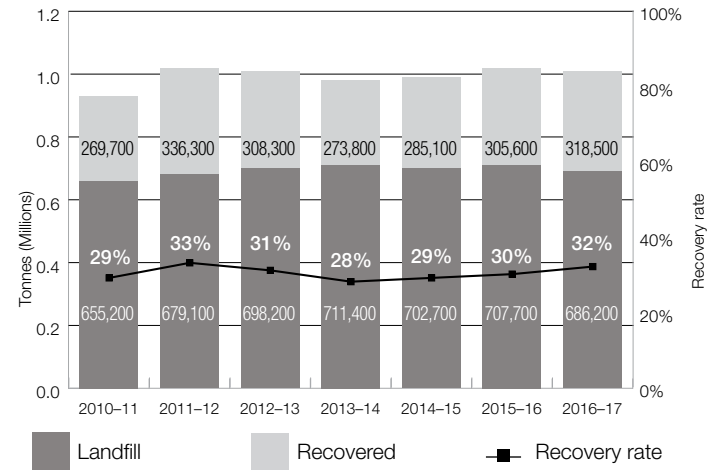
- In 2016–17, local governments across the State reported collecting 1.51 million tonnes of domestic waste from households from all waste services.
- Just over one million tonnes of domestic waste was reported as collected through kerbside services (66 per cent of total domestic waste) and 318,500 tonnes (32 per cent) was recovered.
- Domestic waste collected through vergeside services in 2016–17 was reported as 124,000 tonnes, equivalent to 8 per cent of total domestic waste collected from households, of which 68,800 tonnes (55 per cent) was recovered.
- Drop-off services accounted for 362,800 tonnes (24 per cent) of total domestic waste collected. Forty-two per cent of drop-off waste was recovered.

Domestic waste landfilled and recovered by service type, Western Australia, 2016–17



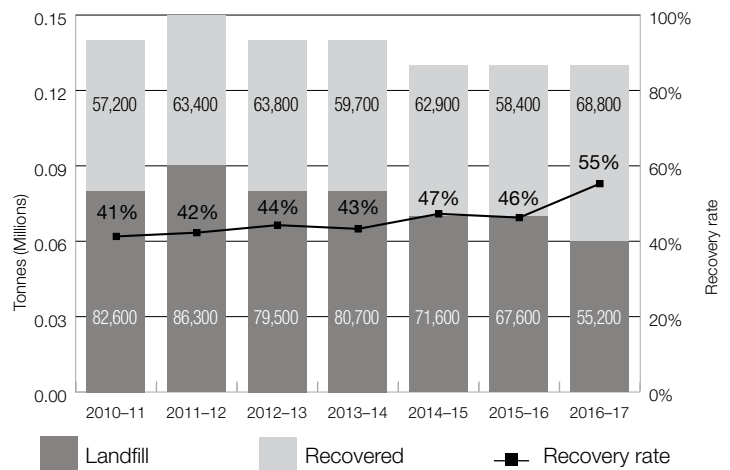
- In 2016–17, local governments across the State reported collecting 1.00 million tonnes of domestic waste from households through kerbside services, up from 924,900 tonnes in 2010–11.
- The amount of waste recovered from kerbside collected domestic waste (and the associated recovery rate) has increased from 269,700 tonnes in 2010–11 (29 per cent), to 318,500 tonnes (32 per cent) in 2016–17.

Domestic waste collected via kerbside services, Western Australia



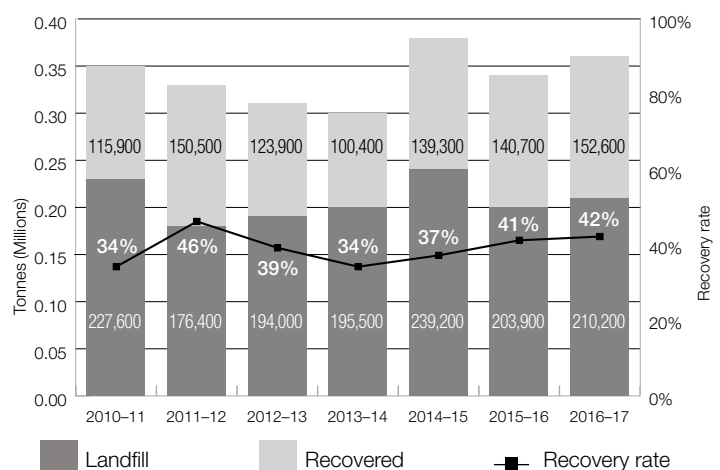
- Local governments often report difficulties estimating vergeside waste quantities. Vergeside recovery rates are also strongly affected by service composition, as low recovery is achieved for hard waste and high recovery for green waste. These data should be interpreted with care.
- Local governments across the State reported collecting 124,000 tonnes of domestic waste from household vergesides in 2016–17, with quantities following a downward trend since a peak of 149,700 tonnes in 2011–12.
- Of the waste collected in 2016–17 through vergeside services in Western Australia, 68,800 tonnes (55 per cent) was recovered; 82 per cent of which was green waste.

Domestic waste collected via vergeside services, Western Australia



- The quantities of waste collected through drop-off services as reported by local governments has been variable, which may be due to reporting inconsistencies.
- Of the 362,800 tonnes of drop-off waste received by local governments across the State in 2016–17, 152,600 tonnes (42 per cent) was recovered.
- Recovery rates for the State’s drop-off waste have varied substantially between 34 per cent (2010–11 and 2013–14) and 46 per cent (2011–12).

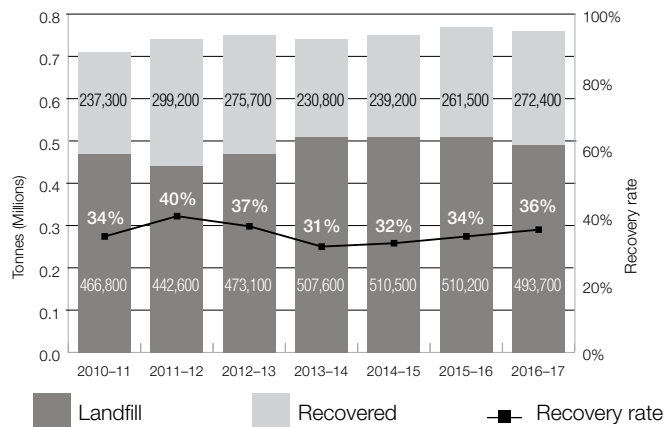
Domestic waste collected via drop-off services, Western Australia



Perth metropolitan

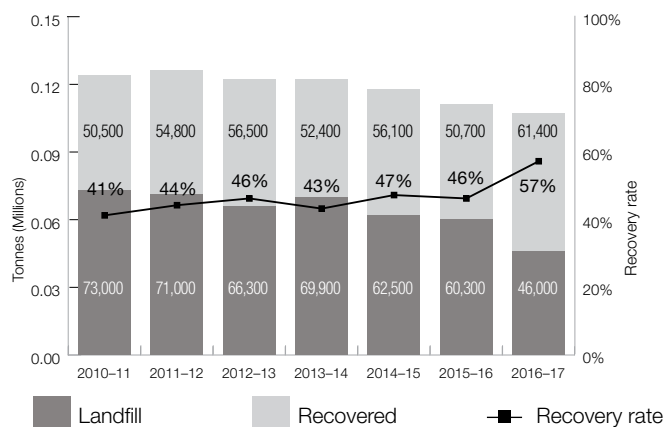
- In 2016–17, local governments in the Perth metropolitan region reported collecting 766,100 tonnes of domestic waste from households through kerbside services, up from 704,000 tonnes in 2010–11.
- The amount of waste recovered from kerbside domestic waste services has increased from 230,800 tonnes in 2013–14 to 272,400 tonnes in 2016–17.
- Recovery rates increased from 31 per cent in 2013–14 to 36 per cent in 2016–17.

Domestic waste collected via kerbside services, Perth metropolitan region



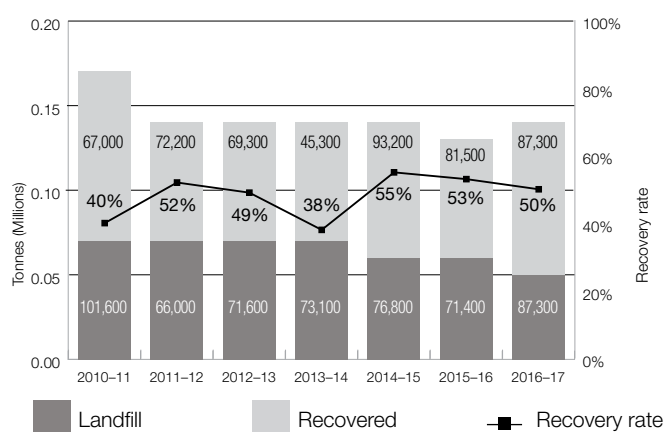
- Some local governments regularly report difficulties estimating vergeside waste quantities. These data should be interpreted with care. Recovery rates for vergeside services are affected by service composition as low rates are achieved for hard waste and high rates for green waste.
- Local governments across the Perth metropolitan region reported collecting 107,400 tonnes of domestic waste from household verges in 2016–17, which is below a peak of 126,000 tonnes that occurred in 2011–12.
- Of the waste collected in 2016–17 via vergeside services in the metropolitan region, 61,400 tonnes (57 per cent) was recovered, up from 41 per cent in 2010–11.

Domestic waste collected via vergeside services, Perth metropolitan region



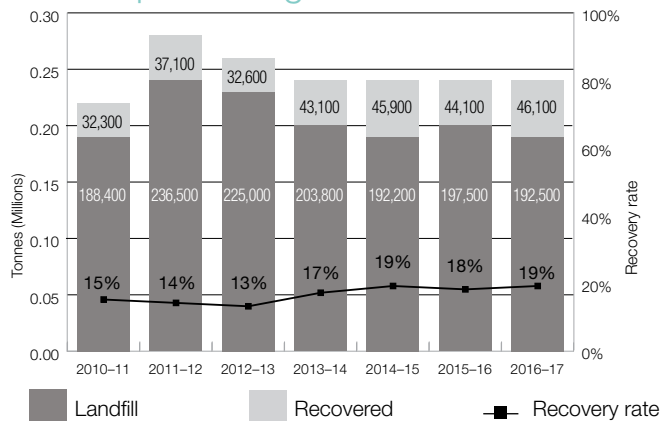
- The quantities of waste collected via drop-off services as reported by Perth metropolitan local governments have been variable. This may be due to reporting inconsistencies.
- In 2016–17, 174,600 tonnes of drop-off waste was received by metropolitan local governments, of which 87,300 tonnes was recovered (50 per cent), down from a peak of 93,000 tonnes in 2014–15.
- Recovery rates for the state's drop-off waste have also varied between 38 per cent (in 2013–14) and 55 per cent (2014–15). In 2016–17, a 50 per cent recovery rate was achieved.

Domestic waste collected via drop-off services, Perth metropolitan region



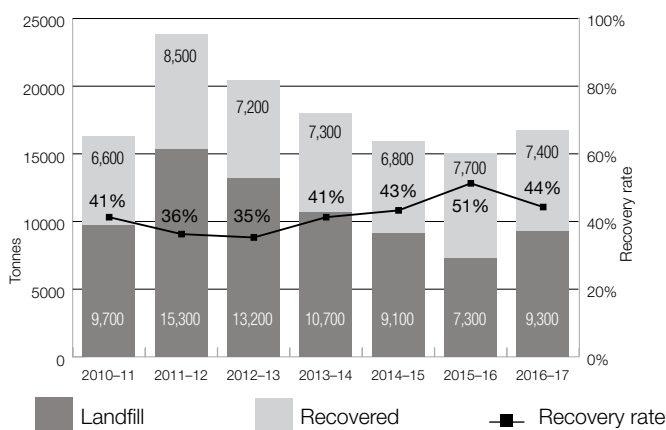
- In 2016–17, local governments across non-metropolitan areas reported collecting 238,600 tonnes of domestic waste from households via kerbside services, down from a peak of 273,600 tonnes in 2011–12.
- Waste recovered from kerbside collected domestic waste has increased from 32,300 tonnes in 2010–11 (15 per cent recovery rate), to a peak of 46,100 tonnes (19 per cent recovery rate) in 2016–17.

Domestic waste collected via kerbside services, non-metropolitan region



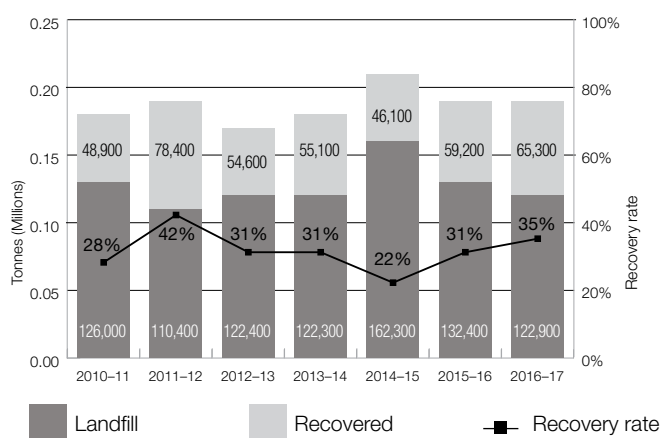
- Local governments often report difficulties estimating vergeside waste quantities. Vergeside recovery rates are also strongly affected by service composition, as low recovery is achieved for hard waste and high recovery for green waste. These data should be interpreted with care.
- A relatively small amount of waste is collected through vergeside services in non-metropolitan areas, with 16,600 tonnes collected in 2016–17. This is down from a peak of 23,900 tonnes in 2011–12.
- Of the waste collected in 2016–17 via vergeside services, 7,400 tonnes (44 per cent) was recovered.

Domestic waste collected via vergeside services, non-metropolitan region



- Drop-off waste services account for 41 per cent of domestic waste collected from non-metropolitan households. This compares to only 17 per cent in the Perth metropolitan region.
- Of the 188,200 tonnes of drop-off waste received by non-metropolitan local governments in 2016–17, 65,300 tonnes (35 per cent) was recovered.
- Reported recovery rates for the non-metropolitan drop-off waste have varied between 22 per cent (2014–15) and 42 per cent (2011–12), and was 35 per cent in 2016–17.

Domestic waste collected via drop-off services, non-metropolitan region



For more information please contact:

Department of Water and Environmental Regulation
 168 St Georges Terrace Perth WA
 Phone: (08) 6364 7600 Fax: (08) 6364 7601
 Web: dwer.wa.gov.au
 Email: waste.authority@dwer.wa.gov.au

