



Domestic waste generation, landfill and recovery by region

The Waste Authority conducts an annual census of the waste and recycling services provided to households and commercial premises by local governments in Western Australia. Since 2010–11, between 90 and 100 per cent of local governments provided a census return each year.

This fact sheet reports data collected in the census that shows domestic waste generation and recovery for the State, metropolitan and non-metropolitan regions as reported by local governments. Reported quantities have been rounded throughout.

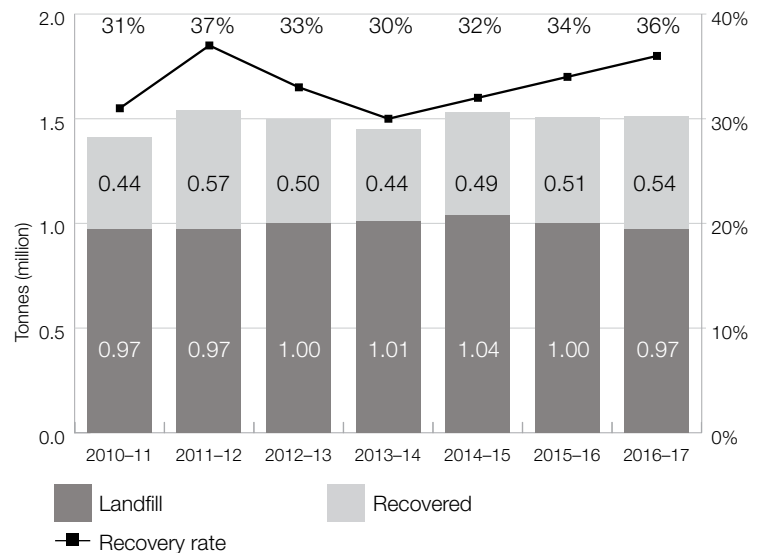
Domestic waste is defined as waste that is collected by local governments from households through kerbside, vergeside and drop-off services. It also includes waste collected from bins in public places and at special events such as community festivals.

For details about appropriate use : wasteauthority.wa.gov.au/disclaimer

Western Australia

- In 2016–17, local governments across the State reported collecting 1.51 million tonnes of domestic waste.
- Local governments reported recovering 540,700 tonnes of domestic waste in 2016–17 (equivalent to a 36 per cent recovery rate), up from 505,000 tonnes in 2015-16 (a 34 per cent recovery rate).
- Domestic waste landfilled was 971,700 tonnes in 2016–17, continuing to drop from a peak of 1.04 million tonnes in 2014–15.

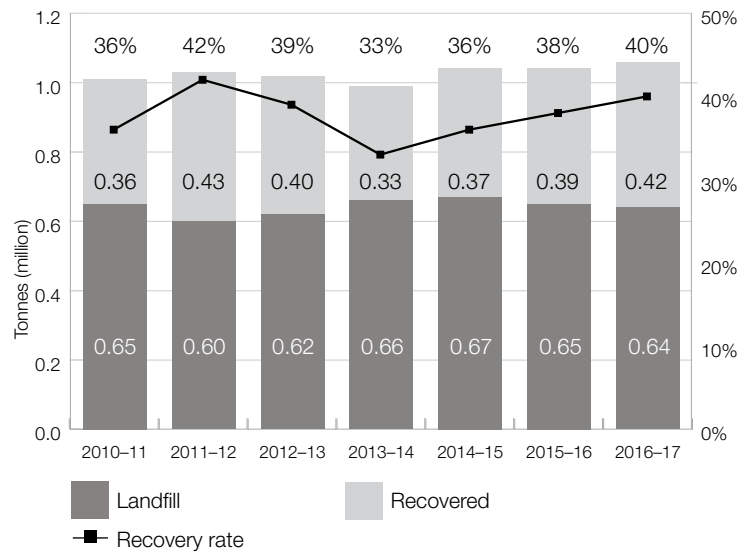
Domestic waste generation and recovery, Western Australia



Perth metropolitan

- In 2016–17, metropolitan local governments reported collecting a record 1.06 million tonnes of domestic waste, an increase from 1.04 million tonnes in 2015–16.
- Metropolitan local governments reported recovering 421,800 tonnes of domestic waste in 2016–17, continuing an increasing trend since 2013–14 (when 330,900 tonnes were recovered). Recovery rates increased from 33 per cent to 40 per cent over that period.
- In 2016–17, 636,100 tonnes of metropolitan domestic waste was landfilled, continuing a fall from 673,900 tonnes in 2014–15.

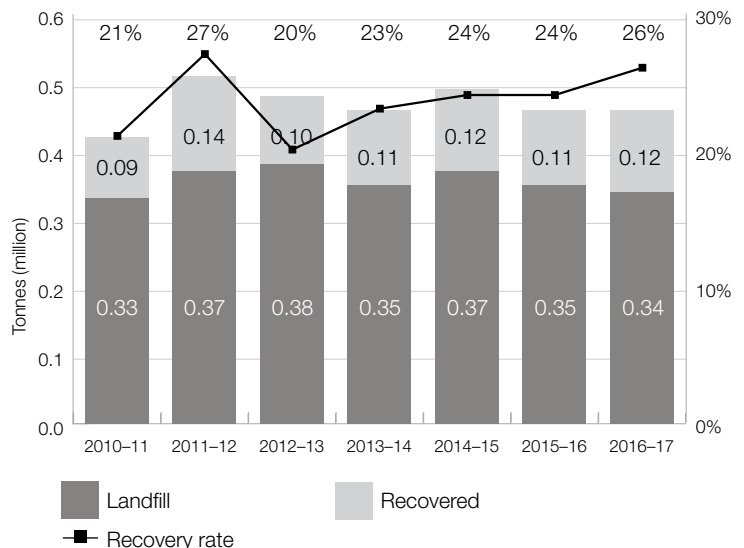
Domestic waste generation and recovery, Perth metropolitan region



Non-metropolitan

- Non-metropolitan local governments typically have lower rates of domestic waste recovery than those in the Perth metropolitan region as there are fewer waste recovery facilities in non-metropolitan regions.
- In 2016–17, non-metropolitan local governments reported collecting 454,500 tonnes of domestic waste, continuing a fall from the amount that was collected in 2014–15 (481,900 tonnes).
- Non-metropolitan local governments reported recovering 118,900 tonnes of domestic waste in 2016–17 (26 per cent recovery rate), which is well above the 88,100 tonnes recovered in 2010–11 (21 per cent recovery rate).
- Domestic waste landfilled in 2016–17 was 335,500 tonnes, down from a peak of 376,500 tonnes in 2012–13.

Domestic waste generation and recovery, non-metropolitan region



For more information please contact:

Department of Water and Environmental Regulation
 168 St Georges Terrace Perth WA
 Phone: (08) 6364 7600 Fax: (08) 6364 7601
 Web: dwer.wa.gov.au
 Email: waste.authority@dwer.wa.gov.au

