

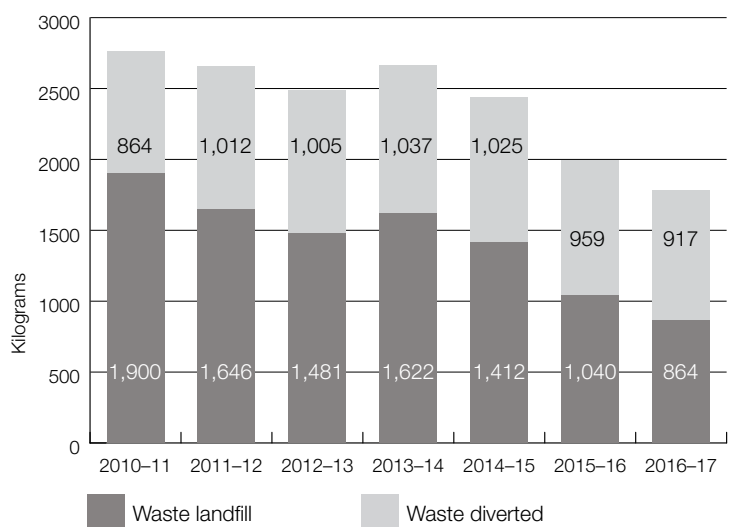


## Landfill and diversion per capita

Estimates of landfill and diversion per capita provide a useful indicator of Western Australia's waste and recycling performance. The per capita information presented below uses data collected in the annual [Recycling Activity in Western Australia](#) reviews and population estimates provided by the Western Australian Planning Commission. Figures for non-metropolitan regions are not presented because non-metropolitan waste generation rates were not directly estimated prior to 2016–17. Reported quantities have been rounded throughout.

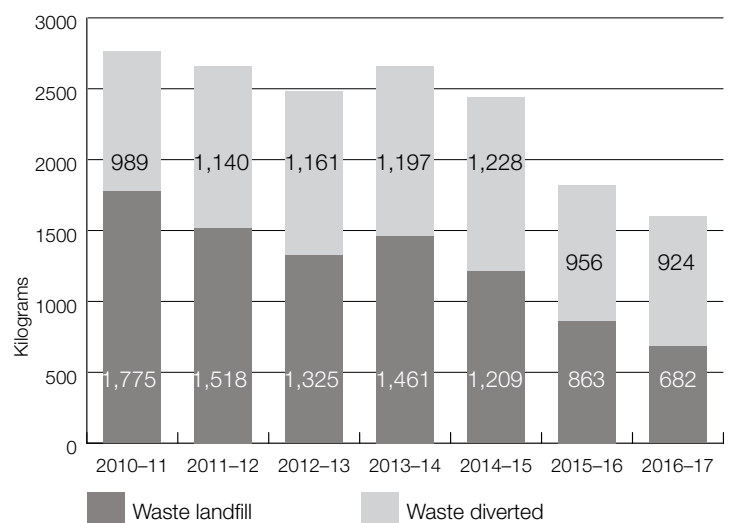
- In 2016–17, waste generation per capita in Western Australia was estimated at 1,782 kilograms.
- Per capita waste diversion in 2016–17 was 917 kilograms, while 864 kilograms per capita was disposed of to landfill.
- Since 2013–14, estimates of waste generation per capita has followed a declining trend, falling from 2,659 kilograms to 1,782 kilograms in 2016–17.

Waste diverted and landfilled per capita, Western Australia



- In 2016–17, total waste generation per capita in the Perth metropolitan region was 1,606 kilograms.
- Per capita waste diversion had increased every year from 2010–11 to 2014–15, it has since declined to 924 kilograms in 2016–17.
- The amount of waste disposed of to landfill per capita declined substantially from 1,775 kilograms in 2010–11 to 682 kilograms in 2016–17.

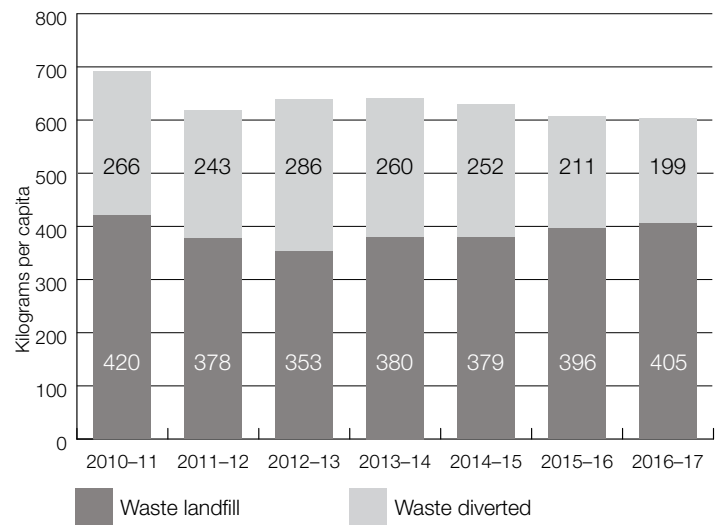
Waste diverted and landfilled per capita, Perth metropolitan region<sup>1</sup>



1. Figures prior to 2015–16 are equivalent to the whole-of-state per capita waste generation rate, as the non-metropolitan per capita rate used to calculate it was previously assumed to be equal to the metropolitan rate.

- Municipal solid waste (MSW) refers to solid waste generated from households and local government activities.
- In 2016–17, MSW generation per capita in the Perth metropolitan region was estimated to be 605 kilograms. Of this, 199 kilograms was diverted and 405 kilograms was disposed of to landfill.
- Since 2010–11, the MSW generation rate per capita has decreased from 687 kilograms to 605 kilograms in 2016–17.

## MSW diverted and landfilled per capita, Perth metropolitan region



For more information please contact:

Department of Water and  
Environmental Regulation  
168 St Georges Terrace Perth WA  
Phone: (08) 6364 7600 Fax: (08) 6364 7601  
Web: [dwer.wa.gov.au](http://dwer.wa.gov.au)  
Email: [waste.authority@dwer.wa.gov.au](mailto:waste.authority@dwer.wa.gov.au)

For details about appropriate use :  
[wasteauthority.wa.gov.au/disclaimer](http://wasteauthority.wa.gov.au/disclaimer)

